




# Seven Steps to Earthquake Safety

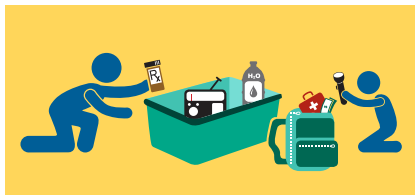
Follow the **Seven Steps to Earthquake Safety** to be prepared to survive and recover from the next damaging earthquake. More information for each step is available at [EarthquakeCountry.org/sevensteps](https://EarthquakeCountry.org/sevensteps)



**Step 1: Secure your space** by identifying hazards and securing moveable items.



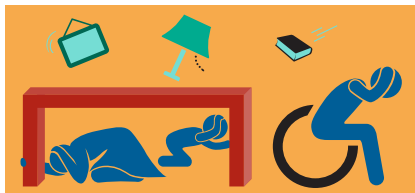
**Step 2: Plan to be safe** by creating a disaster plan and deciding how you will communicate in an emergency.



**Step 3: Organize disaster supplies** in convenient locations.



**Step 4: Minimize financial hardship** by organizing important documents, strengthening your property, and considering insurance.



**Step 5: Drop, Cover and Hold On** when the earth shakes.



**Step 6: Improve safety** after earthquakes by evacuating if necessary, helping the injured, and preventing further injuries or damage.



**Step 7: Reconnect and Restore** daily life by reconnecting with others, repairing damage, and rebuilding community.

P  
r  
e  
p  
a  
r  
e

S  
u  
r  
v  
i  
v  
e

R  
e  
c  
o  
v  
e  
r