



SQUAXIN ISLAND TRIBE

RESOLUTION NO. 11-66

of the

SQUAXIN ISLAND TRIBAL COUNCIL

WHEREAS, the Squaxin Island Tribal Council is the Governing Body of the Squaxin Island Tribe, its members, its lands, its enterprises and its agencies by the authority of the Constitution and Bylaws of the Squaxin Island Tribe, as approved and adopted by the General Body and the Secretary of the Interior on July 8, 1965; **and**

WHEREAS, under the Constitution, Bylaws and inherent sovereignty of the Tribe, the Squaxin Island Tribal Council is charged with the duty of protecting the health, security, education and general welfare of the tribal members, and with protecting and managing the lands and treaty resources and rights of the Tribe; **and**

WHEREAS, the Squaxin Island Tribal Council has been entrusted with the creation of ordinances and resolutions in order to fulfill their duty of protecting the health, security, education, and general welfare of tribal members, and of protecting and managing the lands and treaty resources of the Tribe; **and**

WHEREAS, the 2012 Fiscal Year budget has been prepared in accordance with the Budget Ordinance, which included input and review by the Tribal community; **and**

WHEREAS, the final budget has been reviewed by the Budget Commission and does not obligate more funds than are expected to become available; **and**

WHEREAS, the budget has been prepared including a general increase (1.77%) in the Federal salary schedule; **and**


WHEREAS, the Federal Government has not passed the FY 2012 appropriations bill and the Tribe's budget is contingent on the Federal budget. The Tribe's budget will be adjusted if necessary.


NOW THEREFORE BE IT RESOLVED, that the Squaxin Island Tribal Council does hereby approve the final budget for the Fiscal Year 2012 in the following amounts:


1) Executive	\$ 29,308,882
2) Legal	1,185,137
3) Finance	1,223,388
4) Human Resources	475,855
5) Planning	996,585
6) Information Services	703,501
7) Community Development	5,950,165
8) Parks and Recreation	417,499
9) Natural Resources	5,419,701
10) Public Safety and Justice	2,281,297
11) Health Clinic	5,727,370
12) Family Services	2,477,986
13) Northwest Indian Treatment Center	3,747,001
14) Cultural Resources	393,460
15) Tu Ha' Buts Learning Center	1,569,426
16) Museum, Library and Research Center	1,018,061
Total	\$ 62,895,314

CERTIFICATION

The Squaxin Island Tribal Council does hereby certify that the foregoing Resolution was adopted at the regular meeting of the Squaxin Island Tribal Council, held on this 137 day of October 2011, at which time a quorum was present and was passed by a vote of 5 for and 0 against with 0 abstentions.


Dave Lopeman, Chairman


Arnold Cooper, Vice Chairman

Attested by: 
Pete Kruger, Sr., Secretary

**Squaxin Island Tribe
FY 2012 Budget Summary Spreadsheet**

#	Department	Tribal Sources	Casino Distri	Grants/Contracts	Total Tribal	SPIPA	Total Budget
01	Executive	21,140,020	8,168,862		29,308,882		29,308,882
02	Legal	1,185,137			1,185,137		1,185,137
03	Finance	1,223,388			1,223,388		1,223,388
06	Human Resources	448,355	27,500		475,855		475,855
07	Planning	456,398	152,002	388,185	996,585		996,585
09	Information Services	703,501			703,501		703,501
10	Community Development	2,541,102	716,934	2,692,129	5,950,165		5,950,165
15	Parks & Recreation	307,499		110,000	417,499		417,499
20	Natural Resources	842,675	47,986	4,529,040	5,419,701		5,419,701
30	Public Safety & Justice	238,946	1,119,989	922,362	2,281,297		2,281,297
40	Health Clinic	3,006,466	215,000	2,409,005	5,630,471	96,899	5,727,370
42	Family Services	227,916		742,036	969,952	1,508,034	2,477,986
45	Northwest Indian Treatment Center	1,575,640		2,171,361	3,747,001		3,747,001
50	Cultural Resources			393,460	393,460		393,460
60	Tu Ha'Buts Learning Center	439,229	665,557	441,199	1,545,985	23,441	1,569,426
90	Museum Library & Research Center	219,477	579,036	219,548	1,018,061		1,018,061
		34,555,749	11,692,866	15,018,325	61,266,940	1,628,374	62,895,314

Executive Adjustments:

Tribal Sources	23,564,103	
Less Seven Inlets	(1,299,898)	
Less Property 2012 Reserve	(637,500)	
Less Workers Comp Reserve	(412,316)	
Less MLRC Endowment	(45,000)	
Less Bruce Johnson Endowment	(29,369)	21,140,020
	<u>8,400,000</u>	
Casino Distribution	7,800,502	
Casino Distribution C/O	<u>16,200,502</u>	
Less Permanent Trust (Casino & IEI)	<u>(8,031,640)</u>	8,168,862