

SQUAXIN ISLAND TRIBE

RESOLUTION NO. 96 - 72

OF THE

SQUAXIN ISLAND TRIBAL COUNCIL

WHEREAS, the Squaxin Island Tribal Council is the Governing Body of the Squaxin Island Indian Reservation by authority of the Constitution and By-Laws of the Squaxin Island Tribe, as approved and adopted by the General Body and the Secretary of the Interior on July 8, 1965; **and**

WHEREAS, under the Constitution and By-laws of the Tribe, the Squaxin Island Tribal Council is charged with the duty of protecting the health, security, education and general welfare of tribal members; **and**


WHEREAS, the budget ordinance calls for the establishment of a Budget Authority which identifies all expected revenues anticipated to be received from all sources, and that the Budget Authority be approved by the Tribal Council, and

WHEREAS, the Executive Director has prepared the Budget Authority documents attached, and has recommended to the Tribal Council that this be the initial Budget Authority for planning purposes,


NOW THEREFORE, BE IT RESOLVED, that the Squaxin Island Tribal Council, does hereby approve the Fiscal Year 1997 Budget Authority in the initial amount of \$10,109,690 as attached.


C E R T I F I C A T I O N

The Squaxin Island Tribal Council does hereby certify that the foregoing Resolution was adopted at a meeting of the Squaxin Island Tribal Council, held on this 16th day of September, 1996 at which a quorum was present and was passed by a vote of for, and against with abstentions.


David Whitener, Chairman

Attested by:


Sue McFarlane, Secretary


Calvin Peters, Vice Chairman

SQUAXIN ISLAND TRIBE
1997 BUDGET

Budget Authority - Available Resources

	1997	1996
1 Federal/State Sources:		
2 BIA S-G Annual Funding Agmt	2,232,932	1,832,100
3 IHS S-G Annual Funding Agmt	2,734,769	2,801,940
4 Cultural Center Projects	329,000	985,000
5 Transportation Projects	72,034	1,392,600
6 Other Federal/State	437,643	308,952
7 SPIPA Programs	277,486	288,868
8 Self-Gov. Interest	56,000	70,000
9 3rd Party Collections	227,126	106,700
10 Program Carry-Over	1,005,661	1,264,565
11	7,372,651	9,050,725
12		
13		
14 Tribal Sources:		
15 Gaming Comm Fee	335,164	319,203
16 Shellfish Tax	29,110	42,000
17 Fish Tax	14,968	20,000
18 Geoduck Tax	143,502	
19 Fireworks	33,000	30,000
20 Utility Revenue	37,008	20,882
21 Retail Tax	188,000	120,000
22 Retail Tax - Casino	75,000	144,000
23 Loan Proceeds	0	90,000
24 Guaranteed Min Pmt	100,000	60,000
25 Rental Income	100,000	60,000
26 Asset Sales	0	10,000
27 Interest	8,000	5,000
28 Other	9,100	10,000
29	1,072,852	931,085
30		
31 Indirect Cost Recovery	1,664,187	1,560,721
32		
	10,109,690	11,542,531

Budget Authority - Restrictions of Revenue

34			
35			
36			
37			
38	Grants/Contracts/Compacts	(fed/st less contingency)	7,060,229 8,858,729
39	Indirect Cost Expenditures		1,664,187 1,560,721
40	Gaming Comm Fee		335,164 319,203
41	Shellfish Tax		29,110 42,000
42	Fish Tax		14,968 20,000
43	Geoduck Tax		143,502
44	Fireworks		33,000 30,000
45	Utility Revenue		37,008 20,882
46	3rd Party Collections		227,126 106,700
47	Loan Proceeds		0 5,000
48			
49	Restricted for Debt Payments		154,000 104,660
50			
51			
52			
53	Reserved for Contingency		250,000 250,000
54			
55	UNRESTRICTED REVENUE		161,396 185,518
56			
	TOTAL REVENUE AUTHORITY		10,109,690 11,503,413

SQUAXIN ISLAND TRIBE 1997 BUDGET

Budget Authority - Supporting Schedule

HUD AWARDS:

Infrastructure	9,000
Culture Center - Phase II	320,000
	329,000

TRANSPORTATION PROJECTS:

Kamilche HUB Project	0
Pioneer Cemetery	0
Rural Mobility	30,000
Transportation Planning BIA - C	42,034
	72,034

OTHER FEDERAL/STATE:

Library Services DOE	4,520
WWIETP	35,597
Oil Overcharge Funds	17,688
Water Quality EPA	69,232
WDF - Chinook/Coho	139,717
Kenedy Creek	100,389
Historic Preservation	21,500
S.S. Unidentified	10,000
NWITC Misc.	26,400
HUD Youth	12,600
	437,643

PROGRAM CARRY-OVER:

Hatchery Maintenance	12,000
Timber, Fish & Wildlife	17,349
Forest Mgt.	14,431
Community & Governance Proj	150,000
Social Services Misc	66,644
DOT Interchange	21,000
U.S. West	13,107
DCTED	60,000
Roads Construction	80,273
HIP	137,923
Bishop	1,835
NWITC	200,000
Contract Health Services IHS	231,099
	1,005,661

SPIPA PROGRAMS:

S.T.O.P.	0
ADATSA	0
State ICW	64,220
Child Care Development	83,000
Elders Program - AOA	33,363
	0
Senior Volunteer	16,019
Children's Justice Grant	0
Sexual Abuse Prevention	0
Family Violence Prevention	0
Commodity Food Distribution	0
CDC - Cancer Screen	28,000
DASA - Govt to Govt	0
Safe Kids - Safe Streets	0
Victims of Crime - Assistance	0
J.O.B.S.	10,125
Vocational Rehabilitation	42,759
	277,486

3rd PARTY COLLECTIONS:

Fines & Fees	5,000
Elders Program	10,700
Alcohol Program - DASA	15,000
Soda Fund	8,000
Elson Creek Hatchery	4,990
Clinic	67,805
Gaming - Scholarship	7,860
Heritage Committee	4,150
Grounds	3,621
Treatment Center	100,000
	227,126