




SICDC Early Head Start

# ANNUAL

REPORT

2022-2023



# FAMILY

## Services

**Seventeen out of twenty five parents/guardians participated in discussing their child's screening and assessment results through conferences.**

## Father Engagement

**Out of 25 parents involved with their child's screenings and assessments, one father participated in conferences.**




# PARENT, FAMILY & COMMUNITY ENGAGEMENT

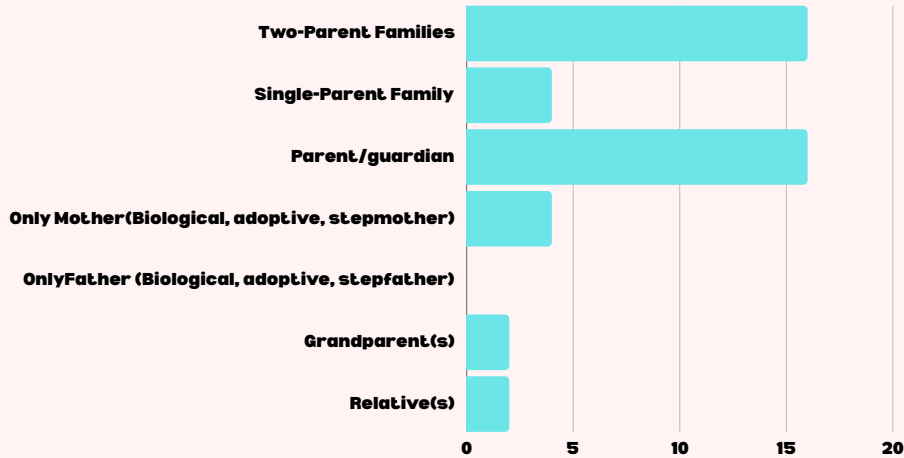




## Engagement Activities 22-23

- Breakfast with Santa
- Positive Indian Parenting
- Arts Walk with Parks
- Trunk or Treat with Parks & Rec.
- Squaxin Island General Body Meeting recruitment & care event.
- Friendsgiving
- Cedar Striping Demonstration
- YMCA Health Fair
- Squaxin Health Fair
- Rock your Moccasins Day



# Family DEMOGRAPHICS


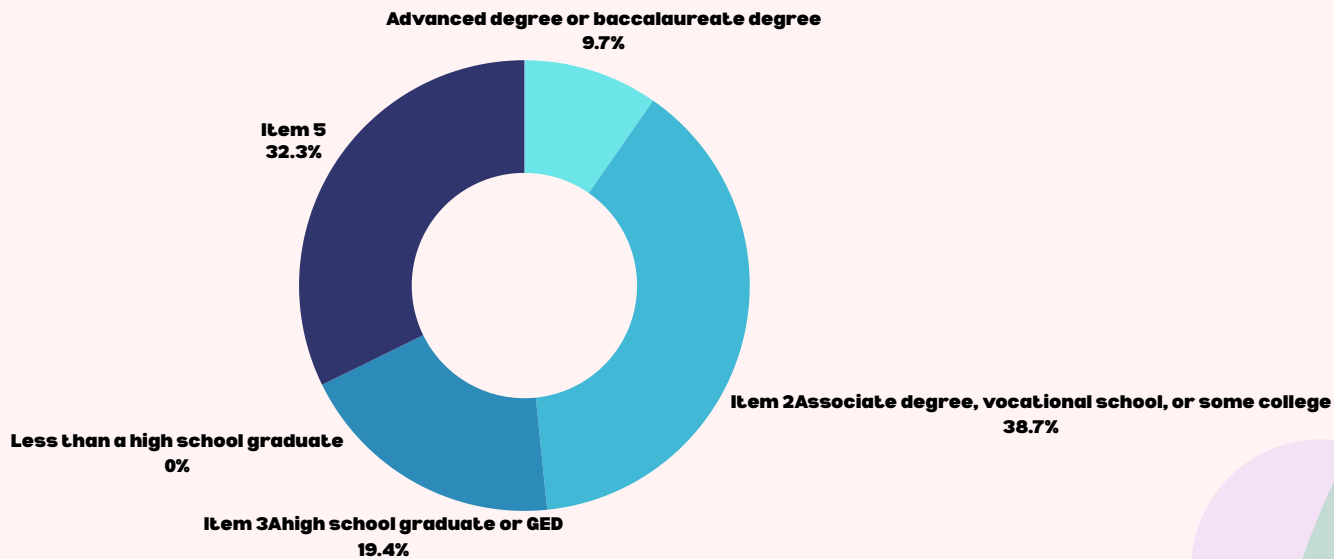


## Employment, Job Training, & School

(at time of enrollment)

- At least one parent/guardian is employed, in job training, or in school 95%
- one or more parent/guardian is employed 95%
- one or more parent/guardian is in job training 0%
- one or more parent/guardian is in school 42%
- Neither/No parent/guardian is employed, in job training, or in school 5%

## EDUCATIONAL ATTAINMENT



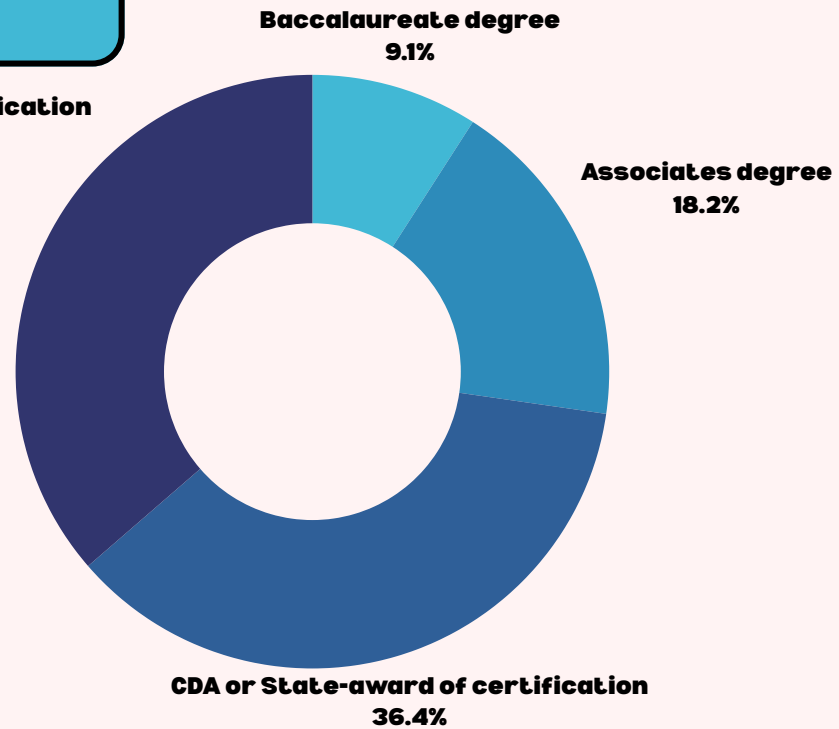
# EDUCATION & CHILD DEVELOPMENT STAFF



Total number of infant & toddler classroom teachers

12

**working on CDA or State-awarded certification**  
36.4%




Cumulative


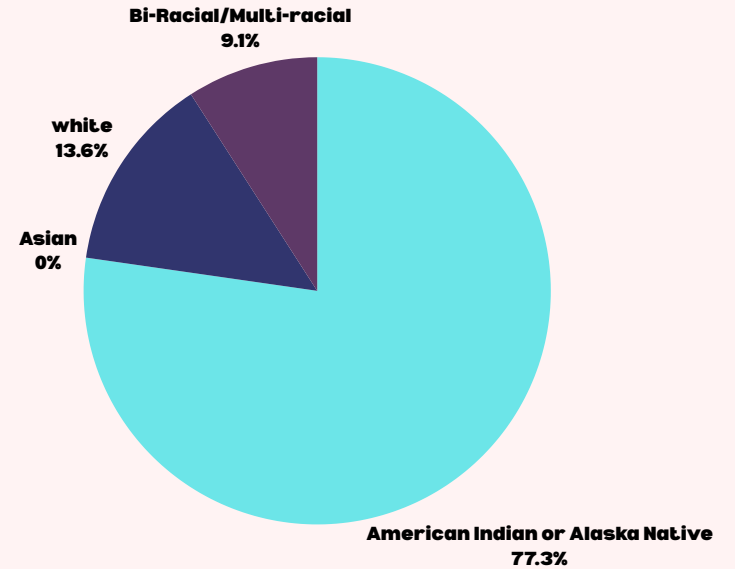
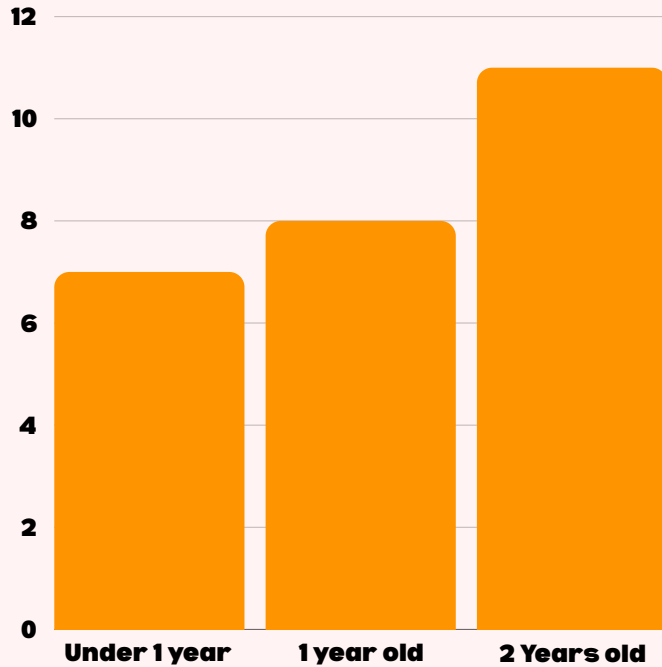
# ENROLLMENT



Children by age at enrollment




Cumulative enrollment by race & ethnicity



Primary type of

# ELIGIBILITY



Income at or below 100% of federal poverty line

36%

Fostercare


12%

Unhoused


12%

Public assistance (TANF, SSI, SNAP)

0%



# HEALTH & WELL-NESS



Immunization services	# of children at enrollment	# of children at end of enrollment
<b>Number of children who have been determined by a health care professional to be up-to-date on all immunizations appropriate for their age</b>	<b>17</b>	<b>20</b>
<b>Number of children who have been determined by a health care professional to have received all immunizations possible at this time but who have not received all immunizations appropriate for their age.</b>	<b>4</b>	<b>3</b>







# THANK YOU

SUPPORTING OUT PROGRAM

 **SICDC Early Head Start Year 2022- 2023** 